

O&M - KEE WALK SYSTEM



Kee Walk System



INTRODUCTION

Working on roofs can be extremely dangerous, especially in wet or wintry conditions.

Kee Walk® System provides a safe, anti-slip, level walking surface for means of access to and across roofs. It provides a demarcation route which protects the roof membrane from unnecessary foot traffic and potential damage.

APPLICATION

Ideal for use on flat, barrel and sloping roofs, the system's step and traverse options allow access to be created for virtually any roof configuration from 0° to 35°

DESIGN & INSTALLATION

The modular system provides a simple approach using standard pre-assembled 1.5 & 3m lengths joined together by a 100mm long straight connector which attaches to the bearer bars. All units are standard 625mm wide.

The product can be installed in a longitudinal or transverse configuration to suit the required roof membrane. In the case of a transverse requirement the walkway is mounted on to a sub frame fixed to the roof. The two sections are joined via a hinge with hinged brackets at the rear of the assembly. The unique rotating cam arms allow the units to be easily adjusted to the correct angle to ensure the walkway is level.

Steps are also pre-assembled in 1.5 and 3m lengths. They can be either free standing or fixed to the roof covering and have an open design to ensure water drains away efficiently. Standard stair treads are 225mm going.

The unique rotating cam arms allow the stair units to be easily adjusted to the correct angle to ensure a regular rise and going. Standard components are available for:-
0° to 10° | 10° to 15° | 15° to 25° | 25° to 35°
All of which comply with the requirements of EN 516.

CERTIFICATION

EN 516 Class1-C (Prefabricated Accessories for Roofing – Installations for roof access – Walkways, treads and steps).
Fire Rated to Class HB of UL94 (Harmonised with ISO 9772).
Slip Resistant Compliant to BS 4592.

LEGISLATION

Roof Edge Fabrications Limited designs and manufactures its equipment to the highest standards. The Kee Walk® System has been designed to ensure compliance with a number of regulations including:-

HSG 33 Health & Safety in Roof Work

Construction (Design and Management Regulations)

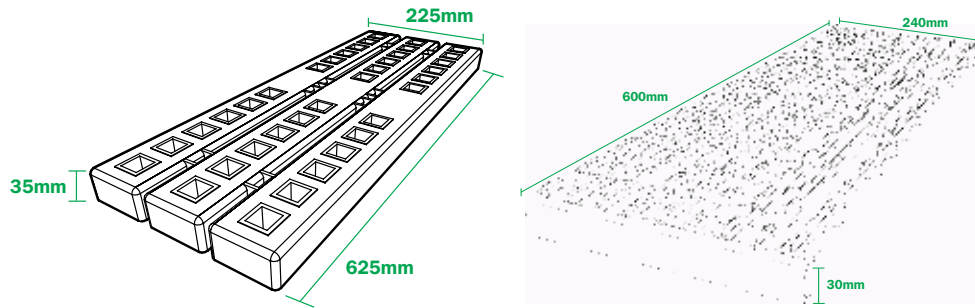
Work at Height Regulations

Construction (Health, Safety and Welfare) Regulations

Workplace (Health, Safety and Welfare) Regulations



Kee Walk System



KEE WALK TREAD - NYLON WW1000 - ALUMINIUM W100A

Manufactured in high grade nylon/aluminium incorporating raised textured sections. Open tread design ensures water drains away. Material : High grade nylon or aluminium.


Deflection criteria - 1.5kN applied over an area 100mm x 100mm. Deflection not to exceed 15mm or 1/100 of the span, whichever is the lesser high grade nylon. Material : High grade nylon Net weight : 1.63kg. Aluminium Net weight : 1.73kg



KEE WALK STEPS

3m - 5° to 10° - KWM11 | 1.5m - 5° to 10° - KWM12 | 3m - 10° to 15° - KWM13
1.5m - 10° to 15° - KWM14 | 3m - 15° to 25° - KWM15 | 1.5m - 15° to 25° - KWM16
3m - 25° to 35° - KWM17 | 1.5m - 25° to 35° - KWM18


Pre-assembled in 1.5m or 3m units. Hinged bracket at rear. Rotating Cam Arm at front.
Material : Aluminium & High grade nylon. Deflection criteria - 1.5kN applied over an area 100mm x 100mm. Deflection not to exceed 15mm or 1/100 of the span, whichever is the lesser.
Net weight kg/m : 5-10° 13.33kg/m | 10-15° 14.67kg/m | 15-25° 14.67kg/m | 25-35° 14.67kg/m



KEE WALK TRAVERSE UNIT

3m - 0° to 5° - KWM1 | 1.5m - 0° to 5° - KWM2 | 3m - 5° to 10° - KWM3
1.5m - 5° to 10° - KWM4 | 3m - 10° to 15° - KWM5 | 1.5m - 10° to 15° - KWM6
3m - 15° to 35° - KWM7 | 1.5m - 15° to 35° - KWM8

Pre-assembled in 1.5m or 3m units. Hinged bracket at rear. Rotating Cam Arm at front.
Material : Aluminium & High grade nylon. Deflection criteria - 1.5kN applied over an area 100mm x 100mm. Deflection not to exceed 15mm or 1/100 of the span, whichever is the lesser.
Net weight kg/m : 0-5° 8kg/m | 5-7.5° 12kg/m | 7.5-12.5° 12.66kg/m | 15-35° 14.66kg/m



KEE WALK LONGITUDINAL UNIT

3m - Module - KWM9
1.5m - Module - KWM10

Pre-assembled in 1.5m or 3m units. 12 treads per 3m section.
Material : Aluminium & High grade nylon. Deflection criteria - 1.5kN applied over an area 100mm x 100mm. Deflection not to exceed 15mm or 1/100 of the span, whichever is the lesser.
Net weight kg/m : 0-5° 8.67kg/m

Kee Walk System - Complies with EN 516 Class1-C



KEE WALK FIXING PACK STEPS/TRANSVERSE (Profile)

3m - Module - WFP1 Net weight : 0.3kg

1.5m - Module - WFP2 Net weight : 0.25kg

Material : Galvanised steel to BS EN ISO 1461

KEE WALK FIXING PACK LONGITUDINAL (Profile)

3m - Module - WFP3 Net weight : 0.36kg

1.5m - Module - WFP4 Net weight : 0.3kg

Material : Galvanised steel to BS EN ISO 1461

KEE WALK FIXING PACK STEPS/TRANSVERSE (Standing seam)

3m - Module - WFP5 Net weight : 1.44kg

1.5m - Module - WFP6 Net weight : 1.02kg

Material : Stainless steel.

KEE WALK FIXING PACK LONGITUDINAL (Standing seam)

3m - Module - WFP7 Net weight : 2.07kg

1.5m - Module - WFP8 Net weight : 1.44kg

Material : Stainless steel.

KEE WALK JOINER FIXING - WFP9

Material : Stainless steel. Net weight : 0.18kg

KEE WALK FIXING SPARES - WFP10


Material : Stainless steel. Net weight : 4.05kg.



Kee Walk System Recertification



- Periodic inspections by a competent person are required under Regulation 5 of the Workplace (Health, Safety & Welfare) Regulations, the Work at Height Regulations.
- The frequency will depend upon the environment, location and usage but should be at least every 12 months.
- Clients should ensure a maintenance schedule of periodic cleaning is in place. Suitable liquid cleaner and water should be applied with a stiff brush to remove debris. If installed in a gutter, the walkway can be easily removed to allow routine maintenance.
- Walk and visually inspect the complete installed system in relation to the general client's needs.
- Establish if any modifications and/or additional products are required to reflect any refurbishment requirements or additional plant & equipment which have been installed and require access.
- Check installation configuration is complete as per the original installation drawing/plan.
- Ensure the system has not been modified or tampered with by unauthorised persons.
- Check all UPVC components are in place and not damaged in any way. If components are damaged then photograph and include in report for remedial works.
- Check all fastenings to ensure they are in place and sufficiently torqued.
- Where applicable, check fixings to walls/structures



HEAD OFFICE

Roof Edge Fabrications Limited
144-146 Dalsetter Avenue
Drumchapel
Glasgow G15 8TE

t +44 (0)141 949 1014
f +44 (0)141 949 0998
e anchors@roofedge.co.uk
w www.roofedge.co.uk